

OCO

Technical specifications available on request

/// Ideal for  
kitchenette  
integration

- Optimal size
- Modern esthetics and design
- Incorporation of all regulatory constraints
- Easy to install and maintain
- Trappe d'accès hors gaine technique

Recommended for :



Housing



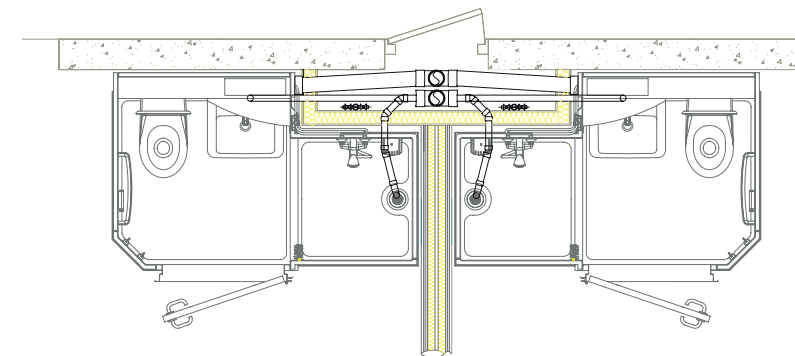
Hospitality

Model displayed with options

Version 17

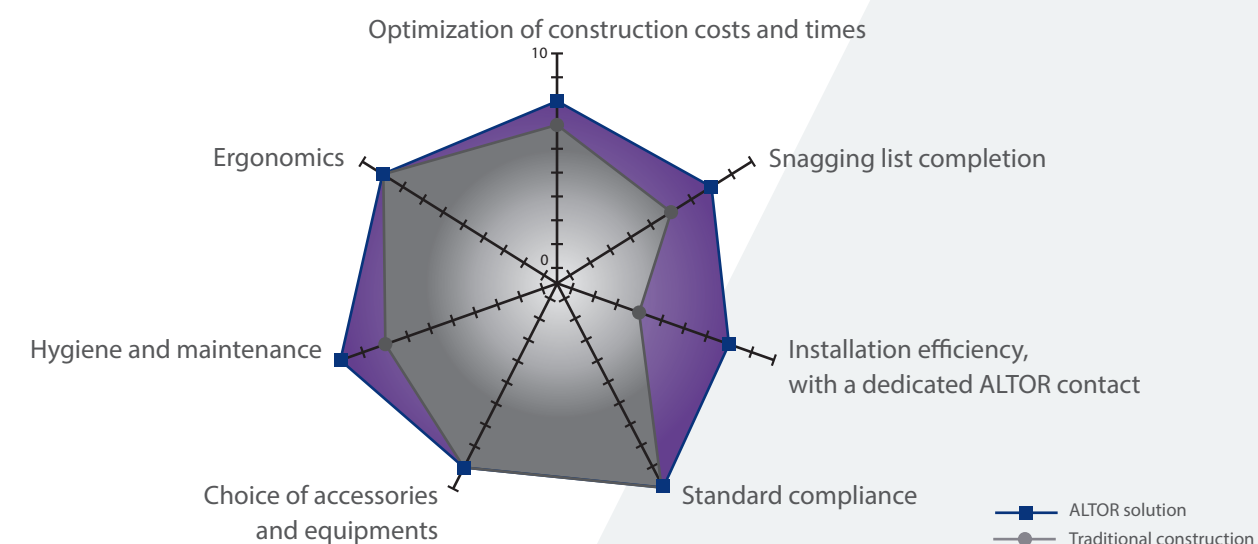
**ALTOR**  
bathroom agitator

## Principle of connection



Principle of connection, here represented on Tradiline model, based on a single vertical outlet.

## Cost and time optimization with ALTOR



## Complete support on all of your projects



Supporting our sales representative, a technical contact will help you to adjust your bathroom on your plans and define your plumbing interfaces and casings.

Technical support may be provided, for monitoring.

A customer service team is available to answer any questions regarding the product warranties and to handle any malfunctions that may arise.

**ALTOR**  
bathroom agitator

Head office: Parc industriel de Tabari - BP 79417 - 44194 Clisson CEDEX - France  
Tél. +33 (0) 2 40 36 16 67 - Fax +33 (0) 2 40 36 16 78  
altor@altor-industrie.com - [www.altor-industrie.com](http://www.altor-industrie.com)



## Description and color chart

### /// Prefabricated bathroom

**The fully equipped bathroom can be installed and connected in less than six hours. Because it is free-standing, the bathroom is not subject to the building's construction constraints. It is designed to make each function (shower space, toilet and wash basin) to be as user-friendly and functional as possible, while offering all of the available maintenance and upkeep features.**

#### /// Regulation compliance

ALTOR's bathrooms conform to applicable regulations and certifications.

#### /// Structure

- The walls, floor and ceiling are fiberglass reinforced polyester, assembled with screws and bolts, with watertight joints made of closed-cell foam.
- Self-supporting floor with 20 mm entrance. Embossed non-slip floor.
- Surface finish and pattern, shower area, shower and wash basin mixers, rough outside ready to be clad.
- Straights or oblique lines effects on wc wall.

#### /// Fully equipped

- Ceramic wash basin, shower and wash basin mixers, mirror, shower bar and shower head, shower rail and curtain, hooks, and toilet paper holder.
- Aluzinc white lacquered door frame (800 mm door width) + stainless steel threshold.
- Locking system.
- Stainless steel door handle.
- Shelf above wc.
- LED spot lights.
- Air extraction self adjusting valve.
- Multi layer water supply pipe insulated thickness 13 mm, with none return valves and filters.
- Vertical and horizontal shower outlet
- Shower tray 75x80

#### /// Easy to install

- Rough outer surface, ready for a plaster board covering (not included in the ALTOR's service).
- Design for either new constructions, or renovation projects.
- Project study monitoring by Altor team ( see terms and conditions).
- Access panel to connect water and electricity connexions.

#### /// Maintenance and upkeep

- Easy to maintain due to an access trap to usual service shaft for plumbing, outlet and electricity connexions.
- Access panel to the tank for a complete disassembly

#### /// Weight

Approximately 195 Kg.

#### /// Options











Main options listed in the table below.

#### OTHER OPTIONAL ACCESSORIES :

- Time flow or thermostatic wash basin or shower mixer
- Shelf in compact sandwich wenge or alder
- Smooth WC wall
- Shower screen
- Overlap laminated door
- Shaving point
- Closing cabinet above WC
- Wall in color
- Resilient floor
- Electric or hot water towel breater
- Accessories in color according to color chart (including door handle)

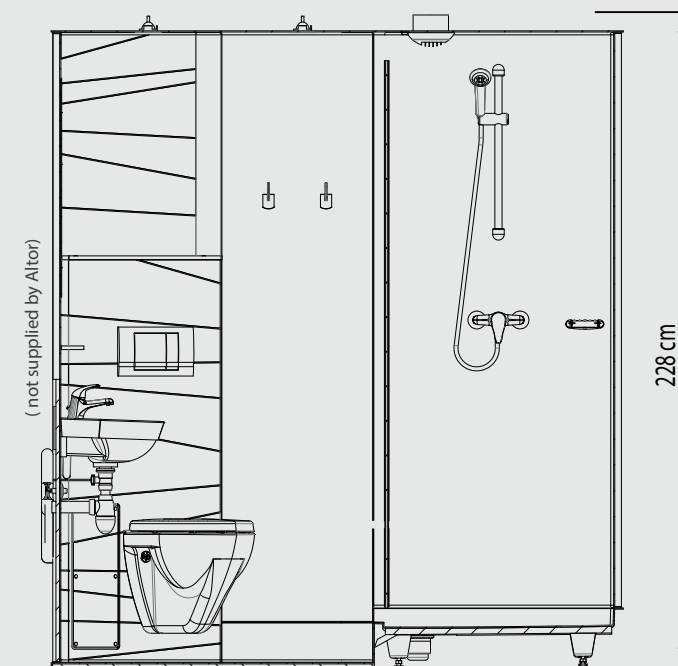
### /// Colour charts examples

ALTOR's polyester color chart

				
Réf. 5388	Réf. 5387	Réf. 6967	Réf. 4573	Réf. 7145
				
Réf. 2659	Réf. 3118	Réf. 3205	Réf. 4329	Réf. 5098

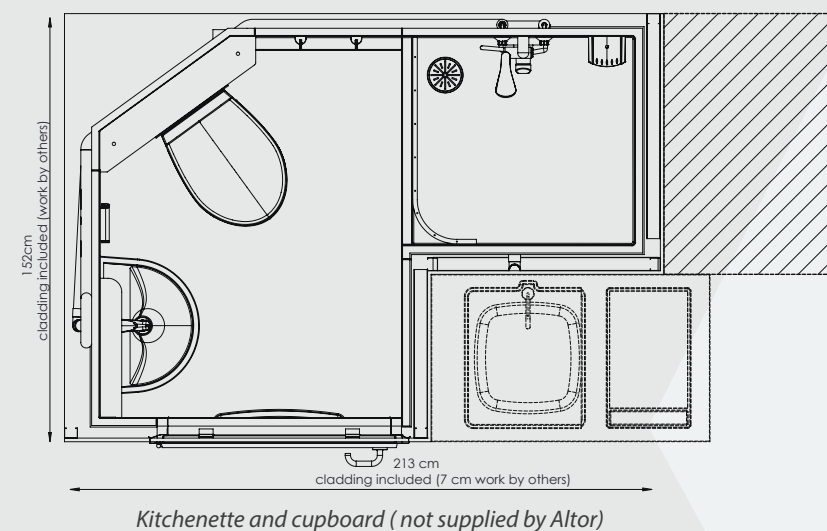
## Plans

### /// Elevation



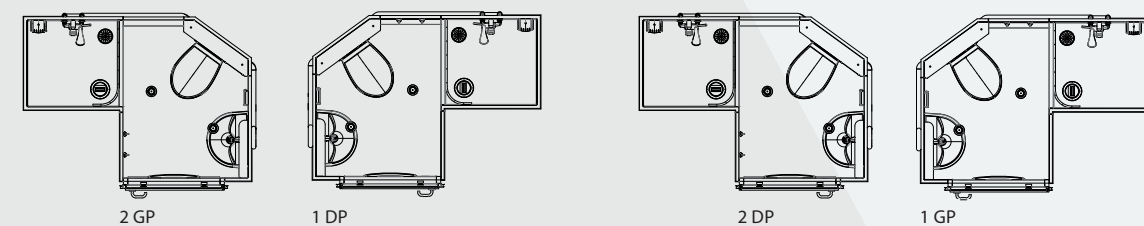
Bathroom universe with kitchenette and storage

### /// Footprint



Bird's eye view

### /// Handings



## Regulatory responses and certifications

Indoor air quality	Design compliant with standards for accessibility for persons with disabilities, as per French Law 2005-102	NF compliant equipment	Electric design compliant with standard NF C 15-100, confirmed by inspection agencies	CSTB certificate	Designed as per ISO 9001 certification	Compliant with the rules of BREEAM UK	Compliant with the rules of WRAS	Compliant with the British Standard
								