

LIKI

Technical specifications available on request

/// Single function shower or WC

Recommended for :



Housing



Hospitality

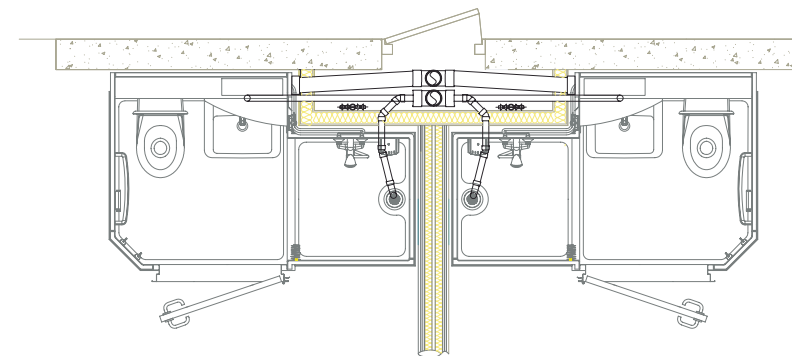
Model displayed with options

Version 17

- Optimal size
- Modern esthetics and design
- Incorporation of all regulatory constraints
- Easy to install and maintain

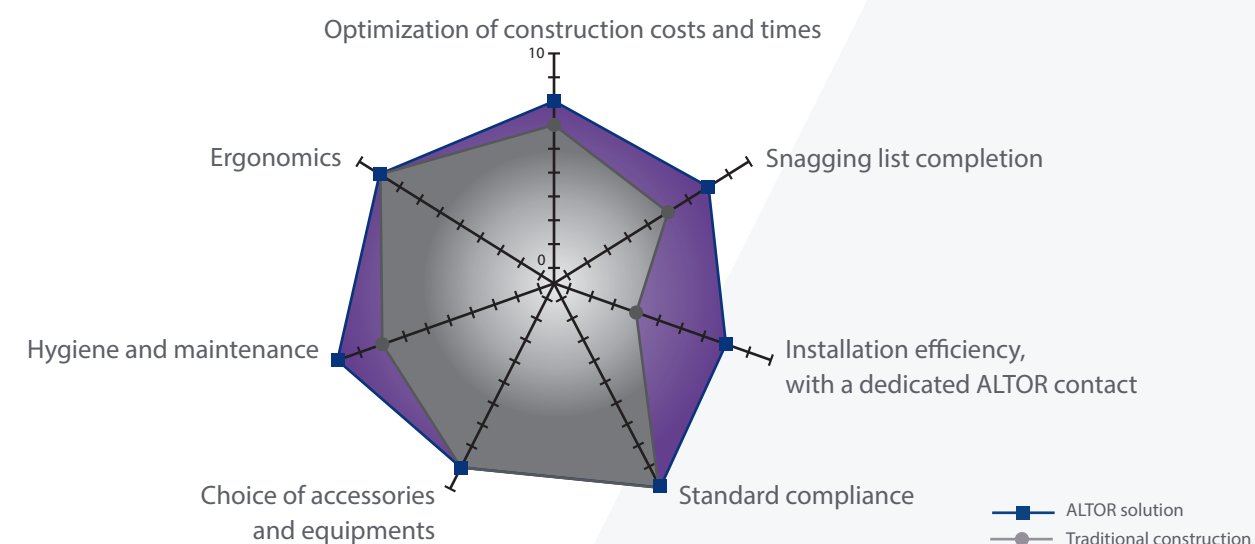
ALTOR
bathroom agitator

Principle of connection



Principle of connection, here represented on Tradiline model, based on a single vertical outlet.

Cost and time optimization with ALTOR



Complete support on all of your projects



Supporting our sales representative, a technical contact will help you to adjust your bathroom on your plans and define your plumbing interfaces and casings.

Technical support may be provided, for monitoring.

A customer service team is available to answer any questions regarding the product warranties and to handle any malfunctions that may arise.

ALTOR
bathroom agitator

Head office: Parc industriel de Tabari - BP 79417 - 44194 Clisson CEDEX - France
Tél. +33 (0) 2 40 36 16 67 - Fax +33 (0) 2 40 36 16 78
altor@altor-industrie.com - www.altor-industrie.com



Description and color chart

/// Prefabricated bathroom

The fully equipped bathroom can be installed and connected in less than six hours. Because it is free-standing, the bathroom is not subject to the building's construction constraints. It is designed to make each function (shower space, toilet and wash basin) to be as user-friendly and functional as possible, while offering all of the available maintenance and upkeep features.

/// Regulation compliance

ALTOR's bathrooms are conform to applicable regulations and certifications.

/// Structure

- The walls, floor and ceiling are fiberglass reinforced polyester, assembled with screws and bolts, with watertight joints made of closed-cell foam.
- Self-supporting floor with 20 mm entrance.
- Embossed non-slip floor.

/// Fully equipped

- Aluzinc white lacquered door frame (800 mm door width) + stainless steel threshold.
- Led spot lights
- Locking system.
- Stainless steel door handle.
- Water supply pipe insulated thickness 13 mm with no return valves and filters
- Air extraction self-adjusting valve

WC function:

- Wall-mounted porcelain toilet pan with double WC flush panel 3/6L
- Toilet roll holder in nylon

Shower function:

- Standard mechanical shower mixer
- Towel rail in nylon
- Soap dish in nylon

/// Configuration

- Exists with shower or WC function
- With or without step entrance (shower function only)

/// Easy to install

- Rough outer surface, ready for a plaster board covering (not included in the ALTOR's service).
- Design for either new constructions, or renovation projects.
- Project study monitoring by Altor team (see terms and conditions).

/// Maintenance and upkeep

Easy to maintain due to the strenght of the material and easy cleaning with common cleaning products.

/// Weight

Approximately 150 kg.

/// Options

Mains options listed in the table below.

OTHER OPTIONAL ACCESSORIES :

- Accessories in color according to color chart (including door handle)

- Overlap laminated door

WC function :

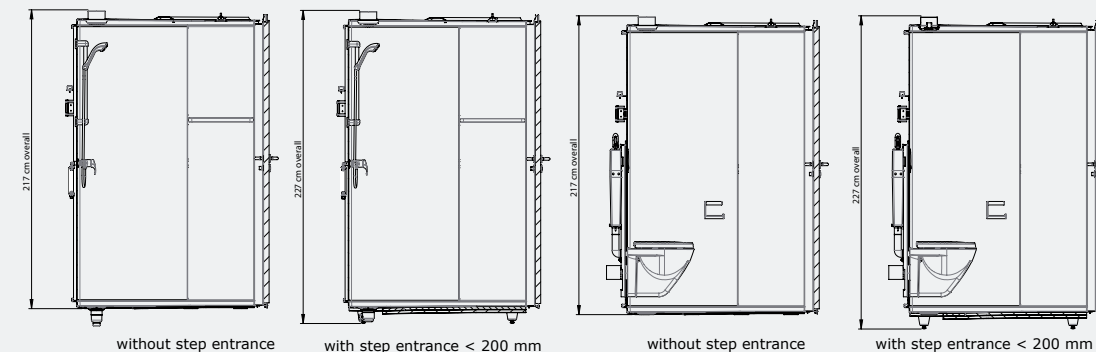
- Moulded storage shelf above WC
- Washbasin function (ceramic washbasin, mirror, mechanical or time flow mixers)

Shower function :

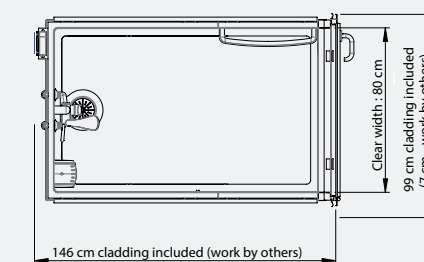
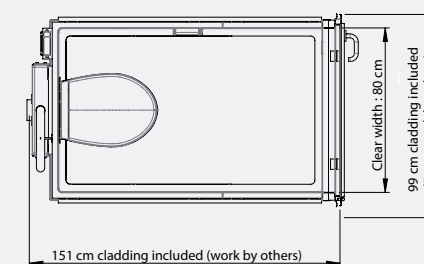
- Thermostatic or time flow shower mixer
- Shower screen
- White folding shower seat fixed
- Washbasin function (ceramic washbasin, mirror, mechanical or time flow mixers)

Plans

/// Elevation



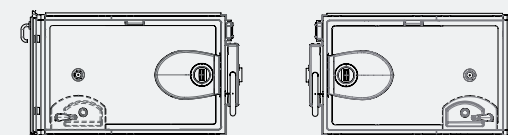
/// Footprint



Bird's eye view shower

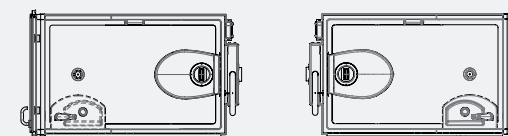
Bird's eye view WC

/// Handings



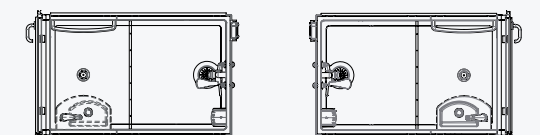
LIKI
WC
HANDING 2
GP

LIKI
WC
HANDING 1
DP



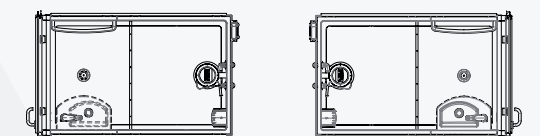
LIKI
WC
HANDING 2
DP

LIKI
WC
HANDING 1
GP



LIKI
SHOWER
HANDING 2
GP

LIKI
SHOWER
HANDING 1
DP

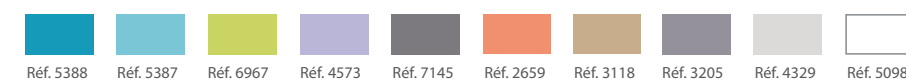


LIKI
SHOWER
HANDING 2
DP

LIKI
SHOWER
HANDING 1
GP

/// Color charts examples

ALTOR's polyester color



Regulatory responses and certifications

