



BALY^{UK}

Technical specifications available on request



- Optimal size
- Modern esthetics and design
- Incorporation of all regulatory constraints
- Easy to install and maintain



Recommended for :



Student accommodation

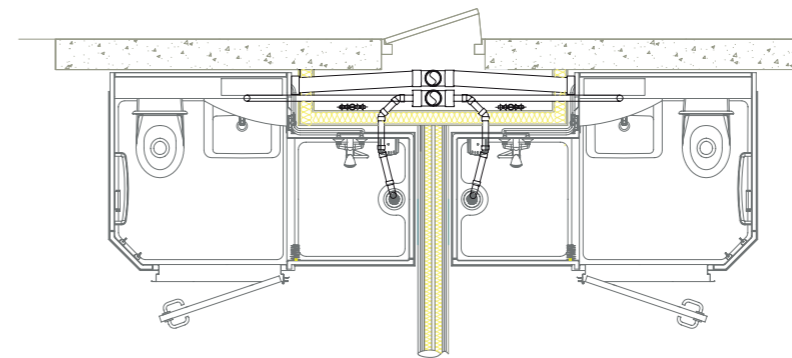


Hospitality

Model displayed with options

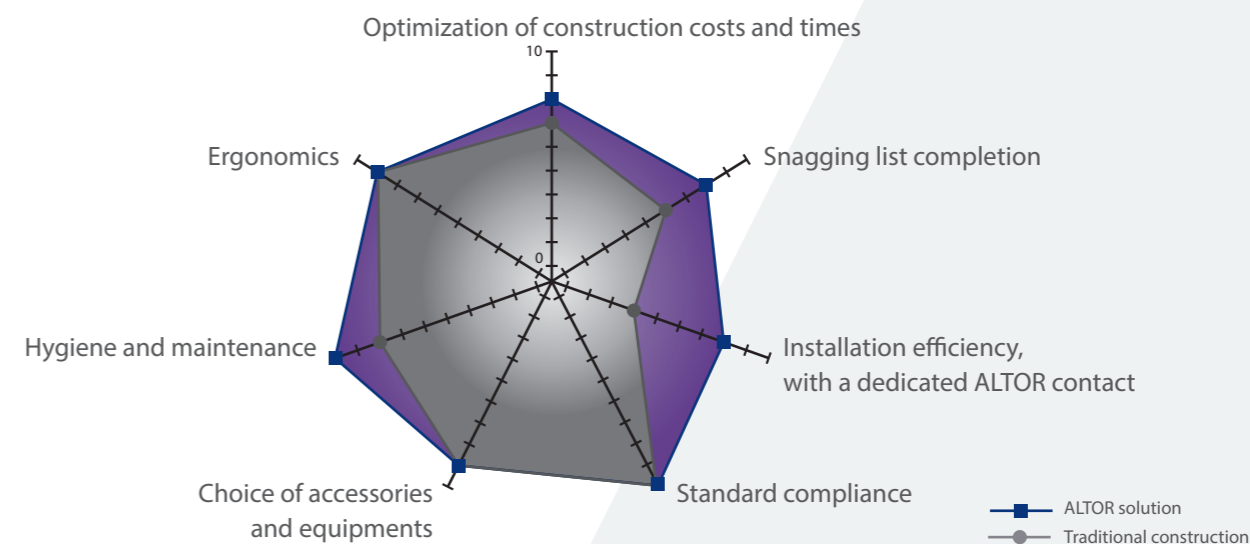
Version 18

Principle of connection



Principle of connection, here represented on Tradiline model, based on a single vertical outlet.

Cost and time optimization with ALTOR



Complete support on all of your projects



Supporting our sales representative, a technical contact will help you to adjust your bathroom on your plans and define your plumbing interfaces and casings.

Technical support may be provided, for monitoring.

A customer service team is available to answer any questions regarding the product warranties and to handle any malfunctions that may arise.



Head office: Parc industriel de Tabari - BP 79417 - 44194 Clisson CEDEX - France
 Tél. +33 (0) 2 40 36 16 67 - Fax +33 (0) 2 40 36 16 78
 altor@altor-industrie.com - www.altor-industrie.co.uk
 UK office : Lincoln House, 4th floor, 300 High Holborn - London WC1V 7JH - United Kingdom



Description and color chart

/// Prefabricated bathroom

The fully equipped bathroom can be installed and connected in less than six hours. Because it is free-standing, the bathroom is not subject to the building's construction constraints. It is designed to make each function (shower space, toilet and wash basin) to be as user-friendly and functional as possible, while offering all of the available maintenance and upkeep features.

/// Regulation compliance

ALTOR's bathrooms conform to applicable regulations and certifications.

/// Structure

- The walls and floor are fiberglass reinforced polyester, assembled with screws and bolts, with watertight joints made of closed-cell foam.
- Self-supporting floor walls of shower. Embossed non-slip floor.
- Surface finish: interior sanitary quality gelcoat entrance, area in tile effect, rough outside ready to be clad.
- Isopan FB1 ceiling with white PVC, facings 19mm

/// Fully equipped

- Wash basin, shower and wash basin mixers, mirror, shower bar and shower head, shower rail and curtain, hooks, and toilet paper holder.
- Aluzinc® white lacquered door frame (800 mm door width) + stainless steel threshold.
- Locking system.
- Stainless steel door handle.
- Fixed large mirror.
- Shelf.
- Light LED.
- Air extraction self adjusting valve.
- Water supply pipe insulated thickness 13 mm, with none return valves and filters.
- Chrome accessories (towel holder, looks, toilet roll holder, soap dish holder)
- Shower screen.

/// Easy to install

- Rough outer surface, ready for a plaster board covering (not included in the ALTOR's service).
- Design for either new constructions, or renovation projects.
- Project study monitoring by Altor team (see terms and conditions).
- Access panel to connect water and electricity supply.

/// Maintenance and upkeep

- Easy to maintain due to an access trap to usual service shaft for plumbing, outlet and electricity connexions.

/// Weight

Approximately 200 Kg.

/// Options


Main options listed in the table below.

OTHER OPTIONAL ACCESSORIES :

- Sliding door looks
- Time flow or thermostatic wash basin or shower mixer
- Shelf in compact sandwich wenge or alder
- Shower screen
- Shaving point
- Closing cabinet above washbasin
- Wall in colour
- Resilient floor
- Electric or hot water towel breater

/// Colour charts examples

ALTOR's polyester color chart



Regulatory responses and certifications

Indoor air quality



Designed as per ISO 9001 certification



Compliant with the rules of BREAM UK



Compliant with the rules of WRAS

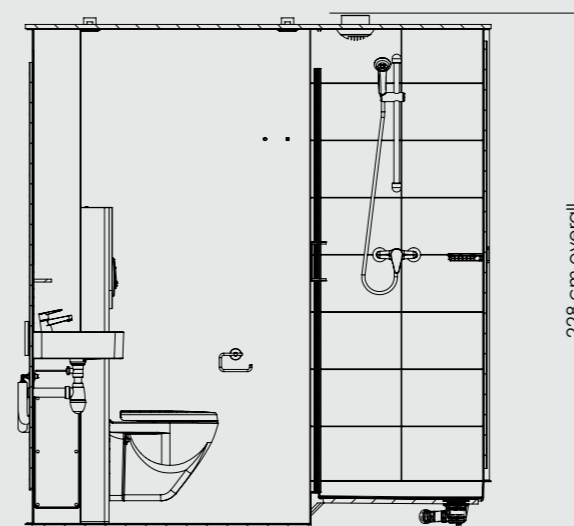


Compliant with the British Standard



Drawings

/// Elevation

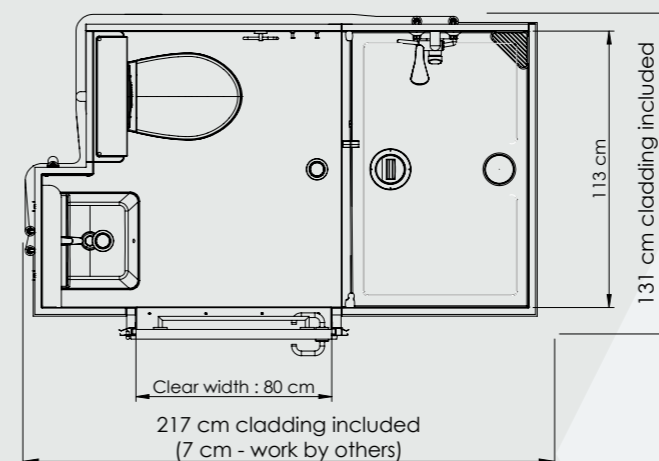


Over all height
(see our technical plans for details)



Tile effect in the shower area

/// Footprint



Bird's eye view of the BALY model

/// Handings

